ALLIANCE
PLATFORM LIFTS

APL

Chain-Driven Platform Lift

AL-PLATFORMLIFTS.CO.UK

Secure, comfortable access up to 6 floors.

The APL Chain-Driven Platform Lift is a revolutionary disabled access lift, offering secure, comfortable access up to 6 floors. It comes with its own self-supporting enclosure, so it doesn't require a separate lift shaft, meaning it can be used in buildings where more conventional elevators would be impractical.

500kg	15m	6	60mm
RATED LOAD	MAXIMUM TRAVEL	LANDINGS	PIT DEPTH

NO LIFT SHAFT REQUIRED

A self-supporting enclosure, glazed on up to four sides, brings light into the lift and the building around it.

Homes, heritage and public buildings

Homes

A glazed enclosure that sits naturally in an open-plan living space.

Leisure and sport

Built for daily use, with single-press calls at every landing.



Stairwells

Fits beside or within a stair, travelling up to 15m.

Public buildings

Doors on up to 3 sides, hinged left or right on any side.

Quiet, clean, efficient.

An oil-free guided chain drive, LED lighting and a 0.55kW motor mean up to 75% lower energy consumption than most platform lifts.

It's safe.



01

It can never derail

The chain is confined to a track along its whole length, so it can never derail.

02

Safe if the chain breaks

Even if the chain should break, the drive system will still bring the platform to a totally safe position.

03

Overspeed protection

Safety gear with an integrated, self-supervised overspeed governor.

04

Battery-backed lighting

Platform LED lighting and the emergency buzzer run from continuously charged batteries.

It's environmentally friendly.



01

Oil-free drive system

A guided chain with lifecycle-greased gear, with no hydraulic oil to leak or replace.

02

75% lower energy

Up to 75% lower energy consumption than most platform lifts.

03

0.55kW motor

Instead of the 2.2kW common in the industry, substantially reducing operating costs.

04

Automatic LED lighting

Shaft lighting switches on and off automatically.

Made to suit the building



COLOURS

Powder coated in Snowberry White as standard, with Jet Black and Anthracite Grey as semi-standard. All RAL colours are available for the shaft, doors and platform.

Snowberry White RAL 9010 (standard)

Jet Black RAL 9005

Anthracite Grey RAL 7016

Any RAL colour

OPTIONS

Glazed shaft
Any combination of glass and solid walls, glazed on all four sides

Automatic doors
Powered door openers in place of the standard door closer

Key operation
With “school locking” for extra safety where children are present

Remote call stations
Landing calls placed for easy use by wheelchair users

Fire-rated doors
Certified EI30 and EI30/EW60 door options

Half-height top door
Shaft height on the top floor of 1,300mm in place of 2,200mm

Audible announcements
Voice synthesiser and arrival gong on landing levels

Overload indicator
A platform overload indicator for peace of mind

Floors, glass and interiors

Digital swatches are a guide only. We can send physical samples before you choose.

FLOOR FINISHES

Dark oak



Grey

Light granite

Dark granite



Black coin pattern

Grey coin pattern

Green

Yellow

GLASS OPTIONS

Ocean
Tinted

Smoke
Tinted

Bronze
Tinted

Frosted
Obscured

PLATFORM INTERIOR

Standard
Or painted to match the shaft

Exclusive oak
Option

Exclusive steel
Option

Doors, controls and details

DOOR DESIGNS

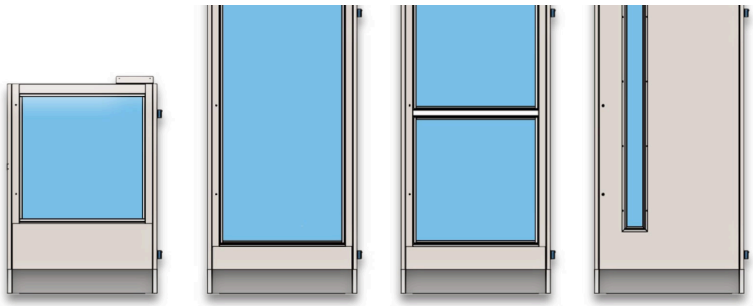

1A 1G (option) 1D 1H (option)

Swing doors 800, 900 and 1,000mm wide. Full or half height (top-floor door height 2,000mm or 1,300mm). Manual doors with door closer, or automatic door openers. Eight door designs.

1H is available as a certified EI30/EW60 fire door, and 1D as a certified EI30 fire door.

MH Auto (automatic)

Door operators

Manual closer, or automatic openers that can be painted to match the shaft. Recessed option available.

Handrail and handle

Standard, exclusive oak or exclusive stainless steel.

Key operation

Key switches on the platform or at landings.

Floor indicator

Shows the floor on the platform.

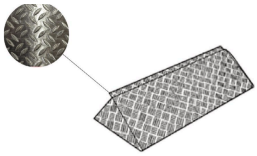

Ramp

Where no pit is possible.

Folding seat

Black laminate seat.

Elbow push

Transmitter for landing calls.

Constant pressure on the platform, single press at the landings. Push buttons or key switch, with large 50 x 50mm buttons and braille.

At a glance

Lifting height	Maximum 15m
Speed	0.15m/s VVVF
Landings	2 to 6
Rated load	500kg
Headroom	2,230mm above top finished floor (minimum)
Supply voltage	Single phase 230–240V, 16A
Drive system	Guided chain system with lifecycle-greased gear and 0.55kW asynchronous motor, including safety gear with integrated self-supervised overspeed governor
Lift shaft	Self-supporting enclosure, no conventional lift shaft required. Shaft height on the top floor 2,200mm, or 1,300mm with a half door
Shaft finish	Powder coated in Snowberry White (RAL 9010) as standard, Jet Black (RAL 9005) or Anthracite Grey (RAL 7016) semi-standard, other RAL colours on request. Can be glazed on all four sides
Doors	Non fire-rated manual swing door (1D) as standard, alternatives available
Entrances	Up to 3 sides: front, rear and side, hinged left or right
Pit	60mm, or a ramp
Platform	L-shaped platform with safety edge
Lighting	LED lighting in the shaft ceiling with full-height top door, battery-backed platform LED lighting
Control system	PLC, manual emergency operation. Electrical emergency lowering required over 3m travel
Alarm	Emergency buzzer with continuously charged battery in the control unit at the upper level
Two-way communication	GSM autodialler as standard, so no phone line is needed
Certification	Machinery Directive 2006/42/EC and SS 2097-7. Fully compliant with Part M of the Building Regulations, designed to meet BS 6440, ISO 9386-1 and EN 81-41

Platform sizes

Ten standard L-shaped platforms, each with its own self-supporting enclosure. Alternative sizes are available on request, and every quotation includes a drawing for your site.

CAR SIZE, INTERNAL SHAFT AND STRUCTURAL OPENING (MM)

Car size	Internal shaft	Structural opening
1,020 x 870	1,150 x 950	1,180 x 980
1,120 x 870	1,250 x 950	1,280 x 980
1,220 x 870	1,350 x 950	1,380 x 980
1,120 x 1,170	1,250 x 1,250	1,280 x 1,280
1,020 x 1,480	1,150 x 1,560	1,180 x 1,590
1,120 x 1,480	1,250 x 1,560	1,280 x 1,590
1,220 x 1,480	1,350 x 1,560	1,380 x 1,590
1,020 x 1,680	1,150 x 1,760	1,180 x 1,790
1,120 x 1,680	1,250 x 1,760	1,280 x 1,790
1,220 x 1,680	1,350 x 1,760	1,380 x 1,790



From survey to handover

01
Survey
We visit, measure and advise on the best position.

02
Drawing
A site-specific drawing and builder's work list for sign-off.

03
Install
Our team installs the enclosure and lift in place.

04
Handover
Testing, training and ongoing service.

BUILDER'S WORK

Pit	60mm, or a level base with a ramp
Headroom	2,230mm above the top finished floor
Power	Single phase 230–240V, 16A supply
Structural opening	Through each floor, as shown on your drawing

Designed to fit in



The flexible choice.

Our flexible design options make it easy to customise the APL Chain-Driven Platform Lift to suit your requirements.

ALLIANCE
PLATFORM LIFTS

Designing, supplying and installing lifts across the UK for over 15 years

DRAWINGS FOR SIGN-OFF

A layout drawing and builder's work list for every project

24/7 SUPPORT

Maintenance and call-out through our nationwide service network

01206 803 132

sales@aplifts.co.uk

AL-PLATFORMLIFTS.CO.UK

ISO 9001 · ISO 14001 · ISO 45001 · SAFECONTRACTOR · CONSTRUCTIONLINE GOLD · LEIA MEMBER